



BANQUET

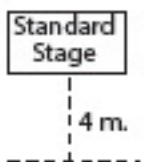


CLASSROOM



THEATRE

Stage : 4.8 X 12.0 m.



Royal Jubilee Ballroom

Facility	Approximate Floor Area (sq.m.)	Approximate Floor Area (sq.ft.)	Approximate Dimension (W x L x H) m.	Approximate Dimension (W x L x H) ft.	Suggested Room Capacities		
					Theatre	Banquet	Classroom
Royal Jubilee Ballroom	3,500	37,673	40 x 90 x 14	131.23 x 295.27 x 45.93	3,500	2,100	1,974
Royal Jubilee Ballroom Foyer	1,662	17,889	24 x 56 x 4.4/3.7	78.74 x 183.72 x 14.43/12.13	-	-	-
Jupiter 1	103	1,108	9.9 x 10.3 x 4.2/2.96	32.48 x 33.79 x 13.77/9.71	48	20	27
Jupiter 2	98	1,054	9.6 x 10.3 x 4.2/2.96	31.49 x 33.79 x 13.77/9.71	48	20	27
Jupiter 3	87	936	8.5 x 10.3 x 4.2/2.96	27.88 x 33.79 x 13.77/9.71	48	20	27
Dressing ROOM. 1	19.3	63.3	4.2 x 4.6 x 2.75/2.95	13.77 x 15.08 x 9/9.67	-	-	-
Dressing ROOM. 2	19.3	63.3	4.2 x 4.6 x 2.75/2.95	13.77 x 15.08 x 9/9.67	-	-	-
Dressing ROOM. 3	40.9	134.15	5.15 x 7.95 x 2.75/2.95	16.89 x 26.07 x 9/9.67	-	-	-
Dressing ROOM. 4	41.4	135.75	5.15 x 8.05 x 2.75/2.95	16.89 x 26.40 x 9/9.67	-	-	-