




# Dimension & Capacity Chart

Facility	Approximate Floor Area (sq.m.)	Approximate Floor Area (sq.ft.)	Approximate Dimension (W x L x H) m.	Approximate Dimension (W x L x H) ft.	Suggested Room Capacities			
					 Theatre	 Banquet	 Classroom	Standard Booth 3m. x 3m.
IMPACT Forum								
Exhibition Lobby	354	3,810	27 x 63 x 3.80	31.80 x 127.90 x 12.50	-	-	-	-
Sapphire Foyer (Level 1)	1,701	18,309	9.50 x 19.70 x 3.80	88.50 x 206.60 x 12.50	-	-	-	-
Sapphire 101-107	@187	@2,014.50	@9.50 x 19.70 x 3.80	@31.20 x 64.60 x 12.50	@144	@70	@96	-
Sapphire 108-112	@185	@1,994	@38.40 x 19.50 x 3.80	@31.20 x 64.60 x 12.50	@144	@70	@96	-
Sapphire 101 to 104	756	8,142.70	28.60 x 19.70 x 3.80	126 x 64 x 12.50	696	320	342	-
Sapphire 105 to 107	563	6,064.60	28.80 x 19.50 x 3.80	93.80 x 64.60 x 12.50	480	240	234	-
Sapphire 108 to 110	562	6,045	19 x 19.50 x 3.80	94.50 x 64 x 12.50	480	240	234	-
Sapphire 111 to 112	371	3,988	9.50 x 16 x 3	62.30 x 64 x 12.50	264	120	150	-
Sapphire 113	308	3,319	16 x 19 x 3	52 x 63 x 9.8	223	130	120	-
Sapphire 114	308	3,319	16 x 19 x 3	52 x 63 x 9.8	223	130	120	-
Sapphire 115	169	1,821	9 x 18 x 3	31 x 59 9.80	148	60	78	-
Sapphire 116	169	1,821	9 x 18 x 3	31 x 59 9.80	148	60	78	-
Sapphire 117	169	1,821	9 x 18 x 3	31 x 59 9.80	148	60	78	-
Sapphire 118	169	1,821	9 x 18 x 3	31 x 59 9.80	148	60	78	-
Sapphire 119	373	4,017	19 x 20 x 3	63 x 64 x 9.80	330	190	168	-
Sapphire 120	373	4,017	19 x 20 x 3	63 x 64 x 9.80	330	190	168	-
Sapphire 113 to 114	616	6,631	38 x 16 x 3	126 x 52 x 9.80	609	264	270	-
Sapphire 115 to 118	684	7,362	38 x 18 x 3	124 x 59 x 9.80	609	320	342	-
Exhibition Hall 4 (Level 2)	11,165	120,178.90	105.60 x 115.60 x 5	346.50 x 379.30 x 16.40	12,450	5,500	6,336	-
Exhibition Lobby (Level 2)	1,994	20,925	52 x 38 x 5.50	88.50 x 249 x 16.40	-	-	-	-
Grand Diamond Ballroom (Level 2)	2,000	21,527.80	27 x 86 x 70	170.60 x 124.70 x 18	2,160	1,000	1,152	-
Concourse Area (Level 2)	2,000	21,527	17 x 25 x 5	88 x 282 x 27	-	-	-	-
Sapphire 201 (Level 2)	425	4,574	17 x 25 x 5	56 x 82 x 16	416	180	198	-
Sapphire 202 (Level 2)	425	4,574	17 x 25 x 5	56 x 82 x 16	416	180	198	-
Sapphire 203 (Level 2)	425	4,574	17 x 30 x 5	56 x 82 x 16	416	180	198	-
Sapphire 204 (Level 2)	507	5,457.30	17 x 30 x 5	55.80 x 98.40 x 16.40	480	240	252	-
Sapphire 205 (Level 2)	507	5,457.30	17 x 30 x 5	55.80 x 98.40 x 16.40	480	240	252	-
Sapphire 206 (Level 2)	507	5,457.30	17 x 30 x 5	55.80 x 98.40 x 16.40	480	240	252	-
Sapphire 204 to 206 (Level 2)	1,521	16,371.90	51 x 30 x 5	167.30 x 98.40 x 16.40	1,804	660	1,053	-
Sapphire 204/205 to 206 (Level 2)	1,521	16,371.90	-	167.30 x 98.40 x 16.40	480/1,080	240/420	252/624	-
Banquet Hall 101	2,697	8,848.5	34.80 x 77.50 x 3	114.20 x 254.30 x 9.10	2,891	1,260	1,638	-
Banquet Hall 102	2,930	9,612.1	37.80 x 77.50 x 3	124 x 254.30 x 9.10	3,185	1,400	1,872	-
Banquet Hall 101 to 102	5,681	18,638.5	73.30 x 77.50 x 3	240.50 x 254.30 x 9.10	6,076	2,660	3,510	-

@ = per room