



MAIN ENTRANCE



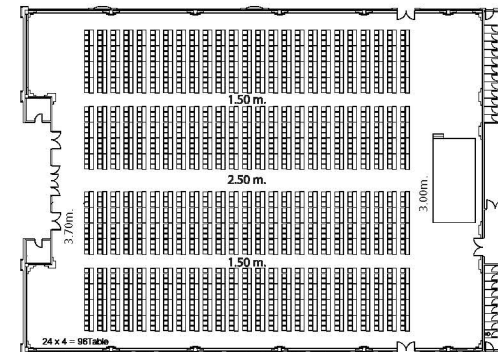
THEATRE

MAIN ENTRANCE



BANQUET

MAIN ENTRANCE



CLASSROOM

STAGE 4.8x9.6m.

Standard Stage

3 M.

Display Area (WxLxH)

E	264 sq. m.
F	9x19x3= 171 sq.m.

Grand Diamond Ballroom

Facilities	Approximate Floor Area (sq.m.)	Approximate Floor Area (sq.ft.)	Approximate Dimension (WxLxH) m.	Approximate Dimension (WxLxH) ft.	Suggested Room Capacities		
					Theatre	Banquet	Classroom
Grand Diamond Ballroom	2,000	21,527.8	52x38x5.5	170.8x124.7x18	2,160	1,000	1,152