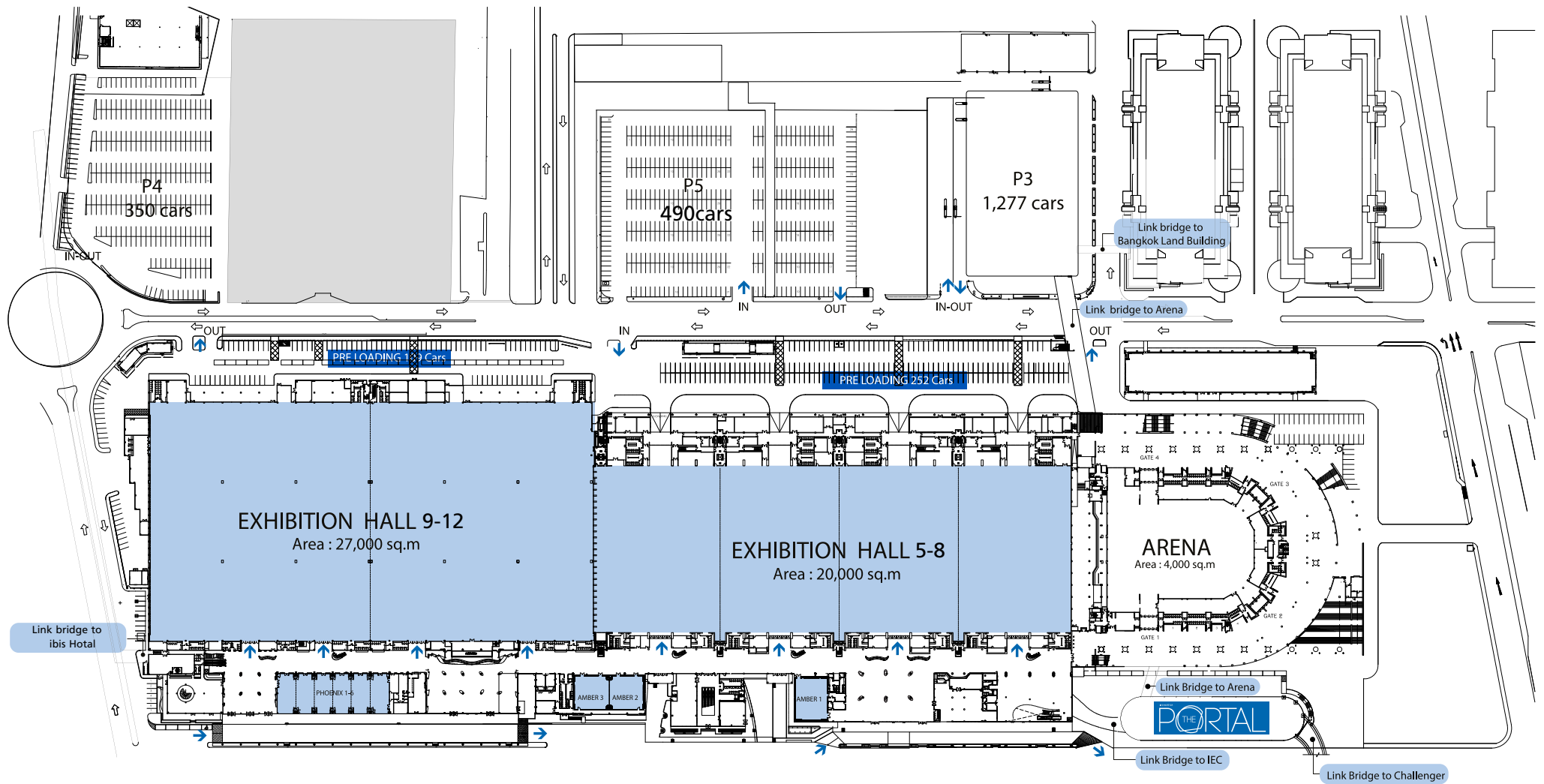


**IMPACT** MUANG THONG THANI **GROWTH REIT**



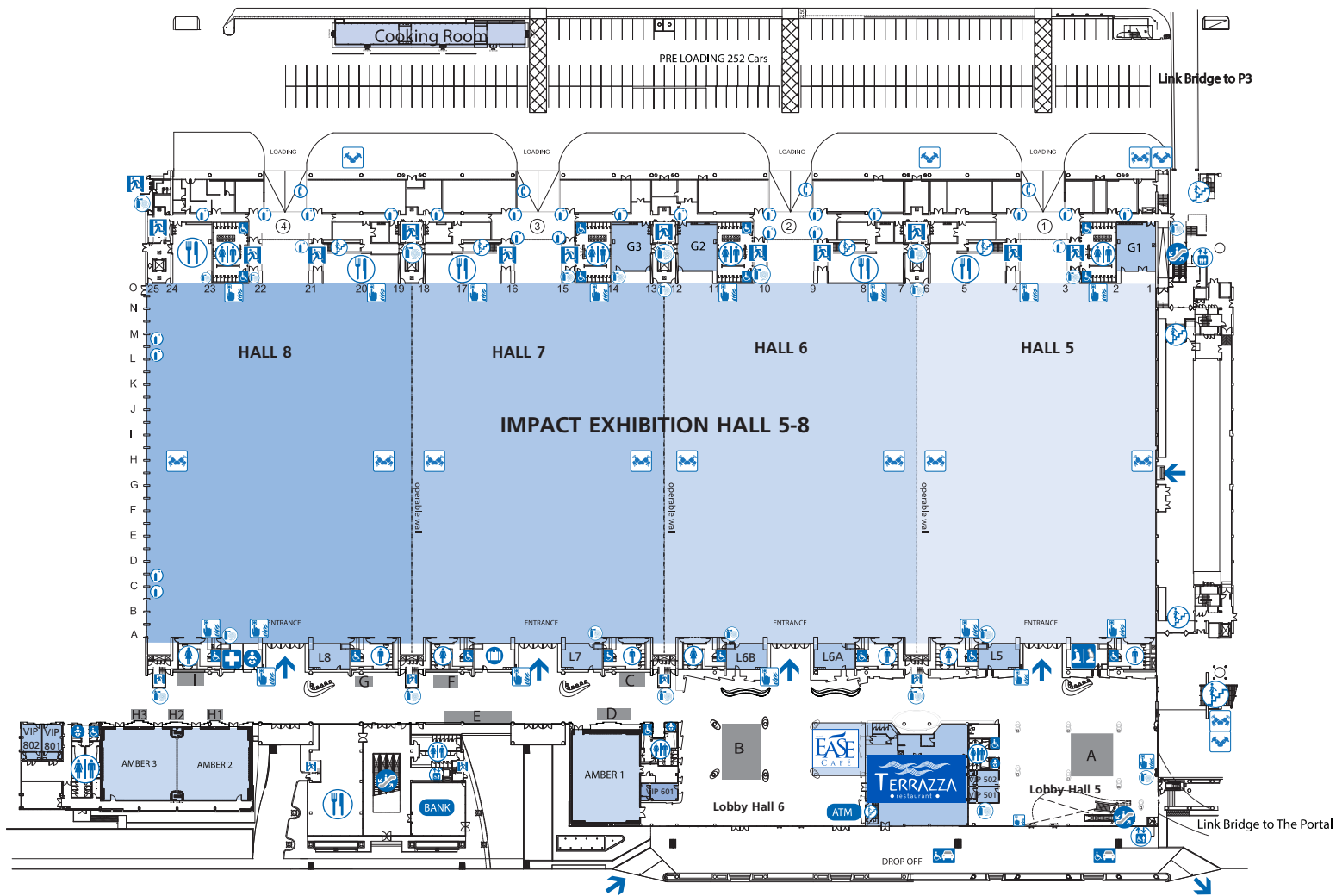
# FACILITY GUIDE

## IMPACT EXHIBITION CENTER



## IMPACT Exhibition Center Hall 5-12





# Facilities

Hall	Room	Size/sq.m.
HALL 5	G1	102
	L5	39
	Prayer Room	54
	VIP 501	18
HALL 6	VIP 502	18
	G2	102
	VIP 601	25
	L6A	39
HALL 7	L6B	39
	G3	102
	Luggage Room	54
HALL 8	L7	39
	First Aid	28
	Kid's Corner	26
	VIP 801	30
	VIP 802	30
	L8	39

- Loading Capacity : 2,000 kg./sq.m.
- Restaurant
- Bank

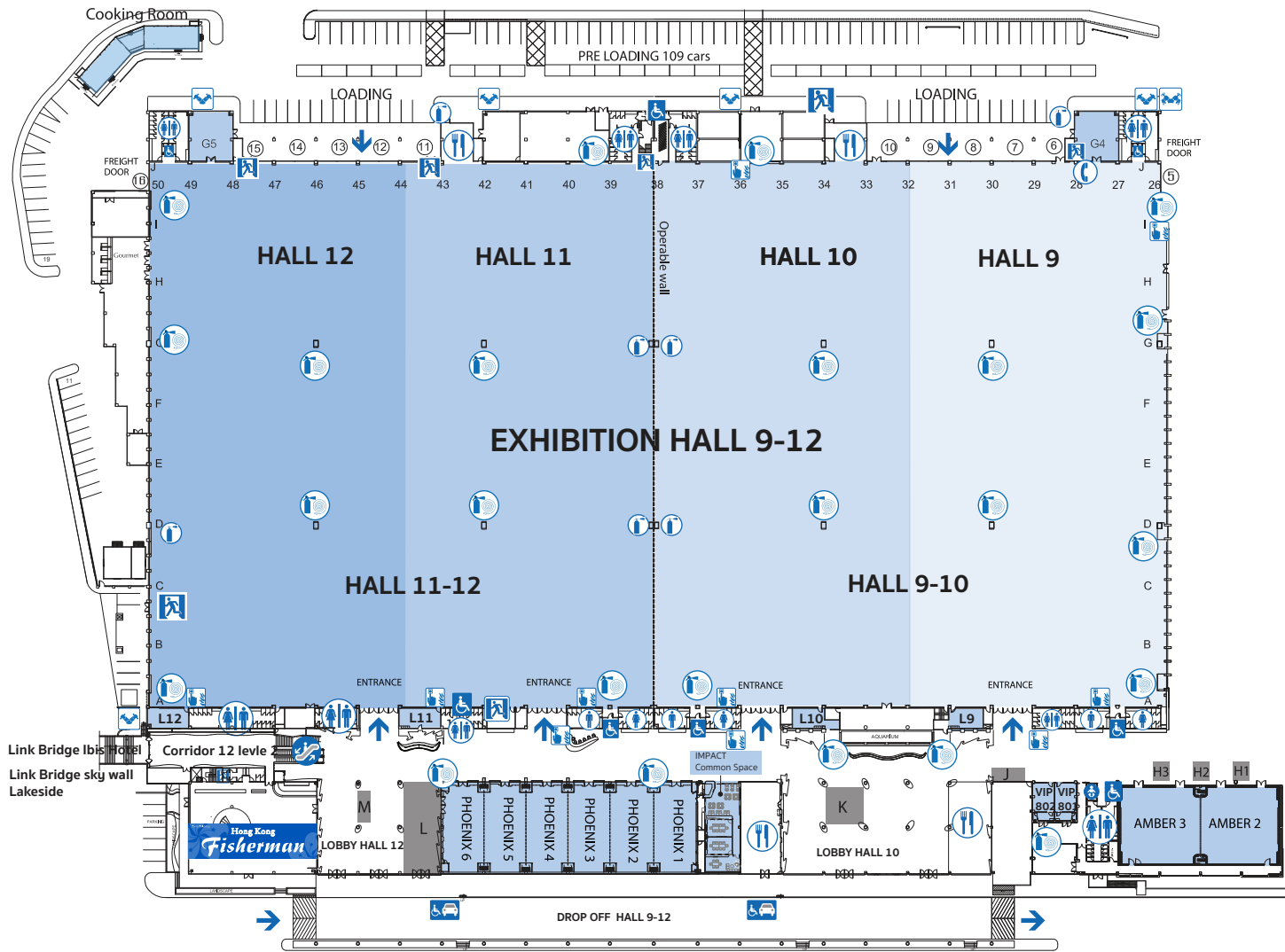
## Display Area (W x L x H)

A	10x10x3m.
B	6x9x7m.
C	3x6x3m.
D	2.5x8x3m.
E	3x16x3m.
F	3x6x3m.
G	2.5x4x3m.
H1-3	2.5x3x3m.
I	3x6x3m.

① - ④ Freight Doors

## Exhibition Hall 5-8 Level 1

Facilities	Approximate Floor Area (sq.m.)	Approximate Floor Area (sq. ft.)	Approximate Dimension (WxLxH) m.	Approximate Dimension (WxLxH) ft.	Suggested Room Capacities			
					Theatre	Banquet	Classroom	Standard Booth
HALL 5	5,000	53,000	60x84x21	197x275x69	4,400	3,500	3,900	267
HALL 6	5,000	53,000	60x84x21	197x275x69	4,400	3,500	3,900	289
HALL 7	5,000	53,000	60x84x21	197x275x69	4,400	3,500	3,900	289
HALL 8	5,000	53,000	60x84x21	197x275x69	4,400	3,500	3,900	289
Lobby Hall 5	1,586	17,071	35x57x3.5	114x187x11.48	-	-	-	-
Lobby Hall 6	1,800	19,400	37x60x7	120x200x11.48	-	-	-	-
Lobby Hall 7	800	8,600	13x60x3.5	43x200x11.48	-	-	-	-
Lobby Hall 8	800	9,150	13x63x3.5	43x210x11.48	-	-	-	-



## Facilities

Hall	Room	Size/sq.m.
Hall 9	G4	105
	L9	39
Hall 10	L10	39
Hall 11	L11	39
Hall 12	G5	105
	L12	39

- Loading Capacity : 2,000 kg./sq.m.
- IMPACT Information Center
- IMPACT Common Space

### ■ Display Area (W x L x H)

J	7.2x3x3m.
K	7x9x3m.
L	6.5x21x3m.
M	3x7x3m.

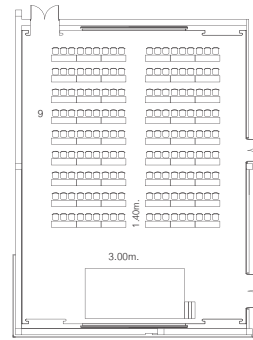
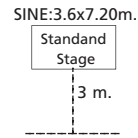
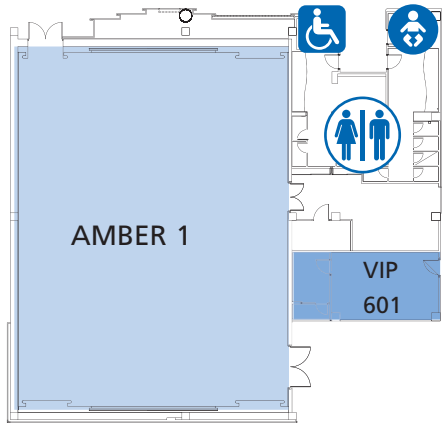
Remark : \*L : Wedding Display Area for Phoenix Room

⑤ - ⑯ Freight Doors

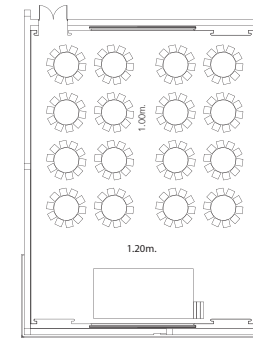
## Exhibition Hall 9-12 Level 1

Facilities	Approximate Floor Area (sq.m.)	Approximate Floor Area (sq.ft.)	Approximate Dimension (WxLxH) m.	Approximate Dimension (WxLxH) ft.	Suggested Room Capacities			
					Theatre	Banquet	Classroom	Standard Booth
Exhibition Hall 9 to10	13,500	145,312	120x112x10-16	394x368x33-53	12,000	9,600	10,600	708
Exhibition Hall 11to12	13,500	145,312	120x112x10-16	394x368x33-53	12,000	9,600	10,600	708
Lobby Hall 9 to10	1,830	19,375	116x11x3	380x36x10	-	-	-	-
Lobby Hall 11 to 12	1,300	14,000	74x11x3	243x36x10	-	-	-	-

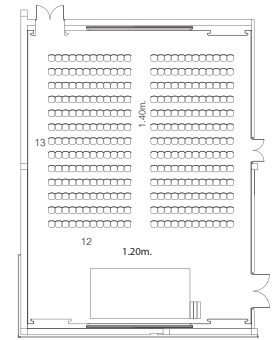




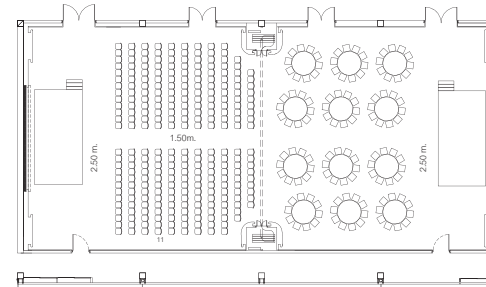
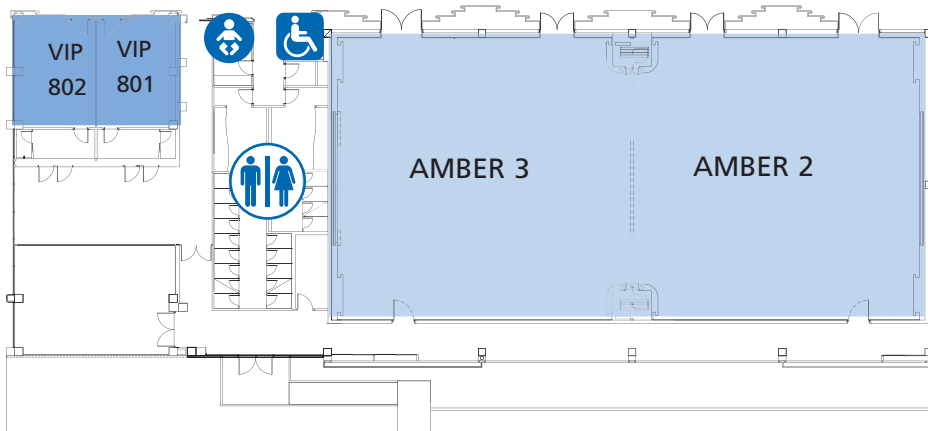
CLASSROOM



BANQUET

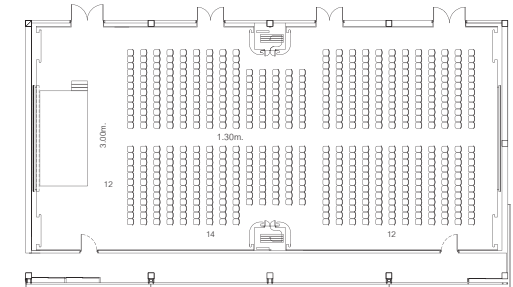


THEATRE

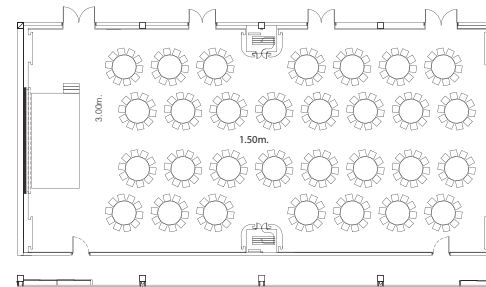


THEATRE

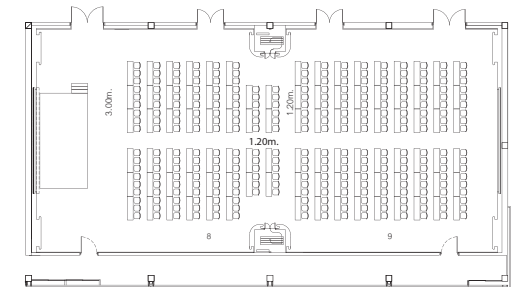
BANQUET



THEATRE



BANQUET

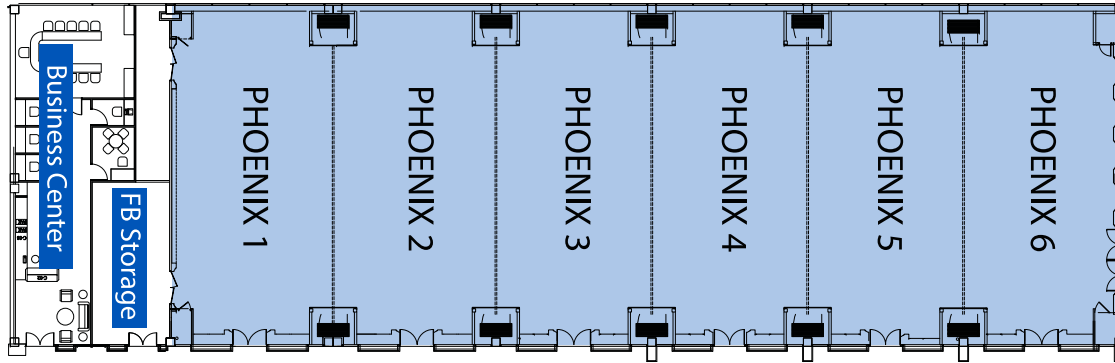


CLASSROOM

### Amber 1-3

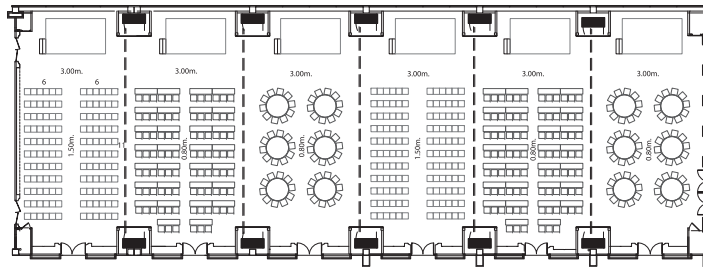
Facilities	Approximate Floor Area (sq.m.)	Approximate Floor Area (sq.ft.)	Approximate Dimension (WxLxH)m.	Approximate Dimension (WxLxH)ft.	Suggested Room Capacities		
					Theatre	Banquet	Classroom
Amber 1	355	3,821	16x21x4.5	53x71x14.8	312	160	162
Amber 2	290	3,121	16x17x4	55x55x13	274	120	150
Amber 3	302	3,250	16x17x4	55x57x13	274	120	150
Amber 2-3	592	6,372	16x35x4	55x117x13	594	300	294

Drop Off Hall 9-12



Lobby Hall 10

Lobby Hall 12

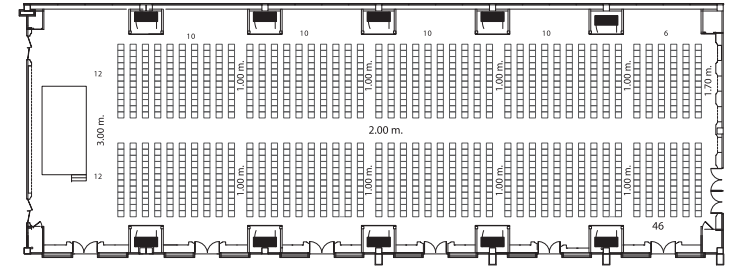


THEATRE / BANQUET / CLASSROOM

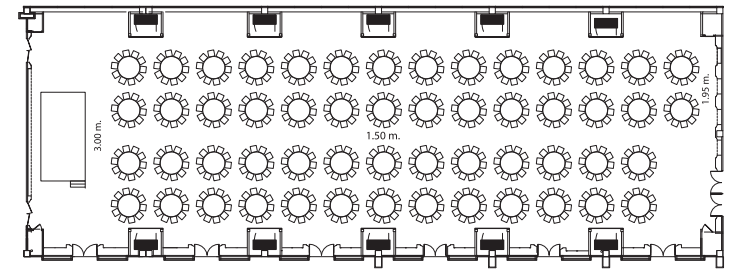
SIZE : 2.4x3.6 m.

Standard Stage

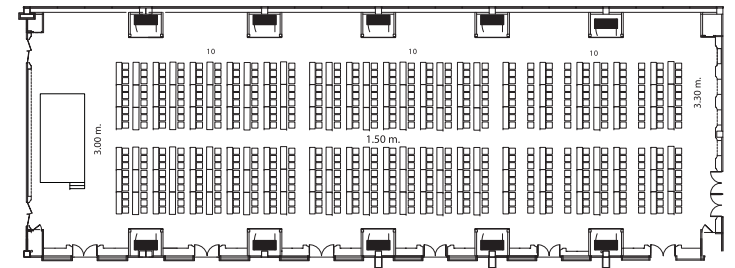
3 m.



THEATRE



BANQUET



CLASSROOM

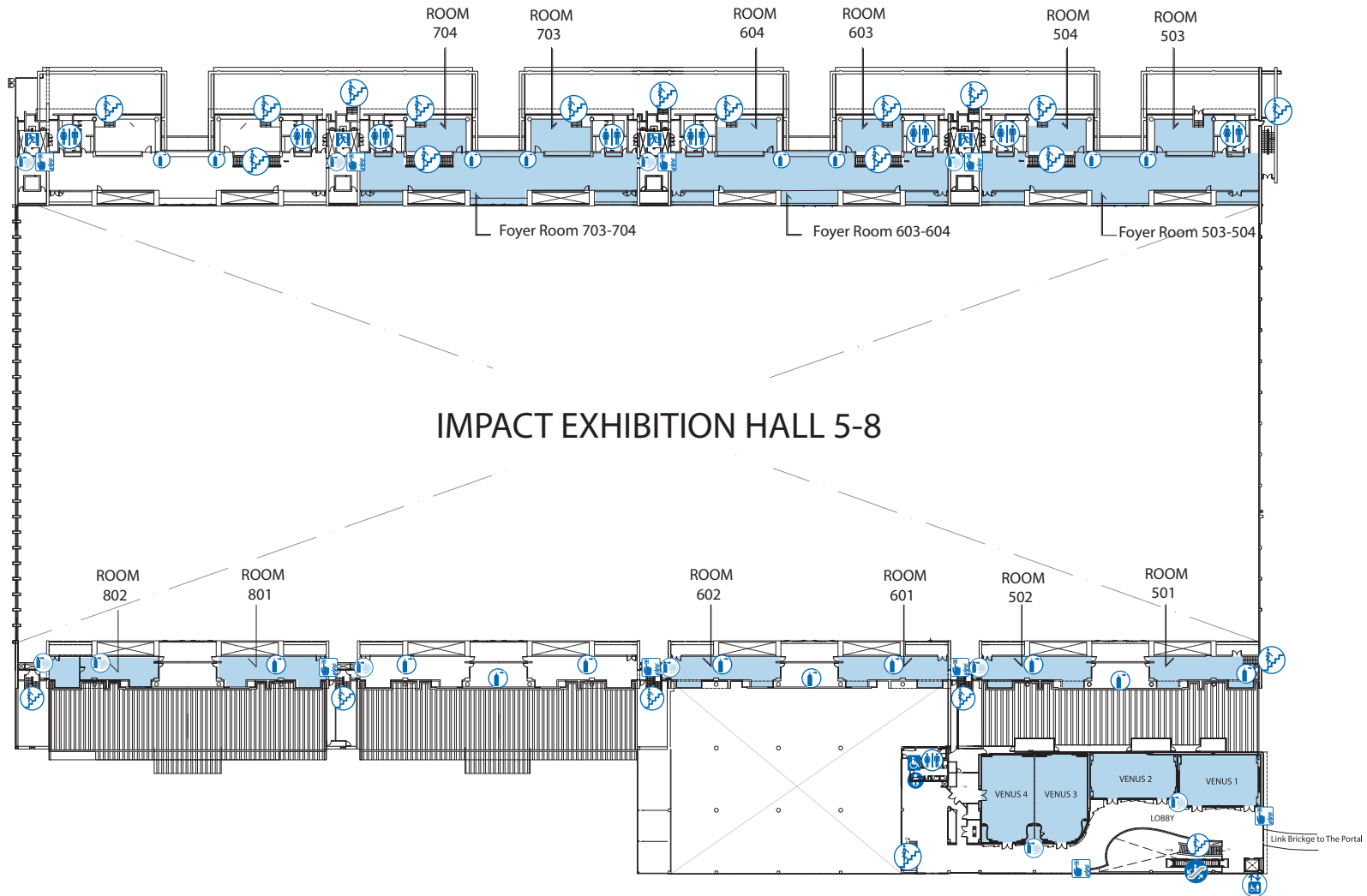
SIZE : 3.6 X 7.2 m.

Standard Stage

3 m.

# Phoenix 1-6

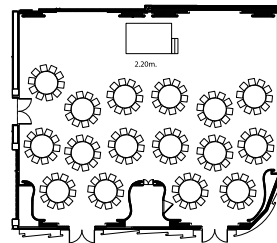
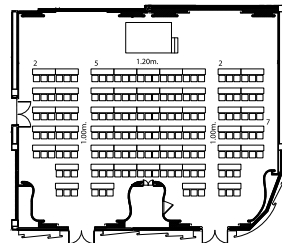
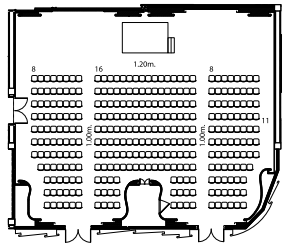
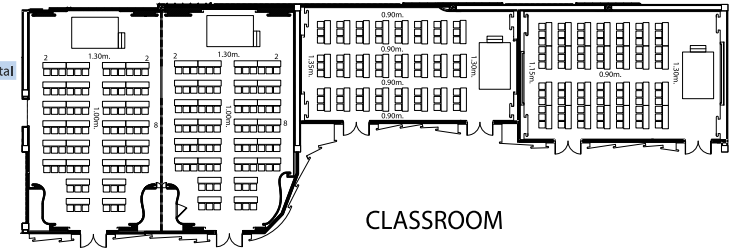
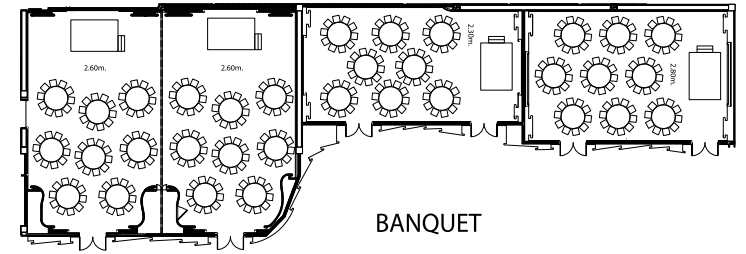
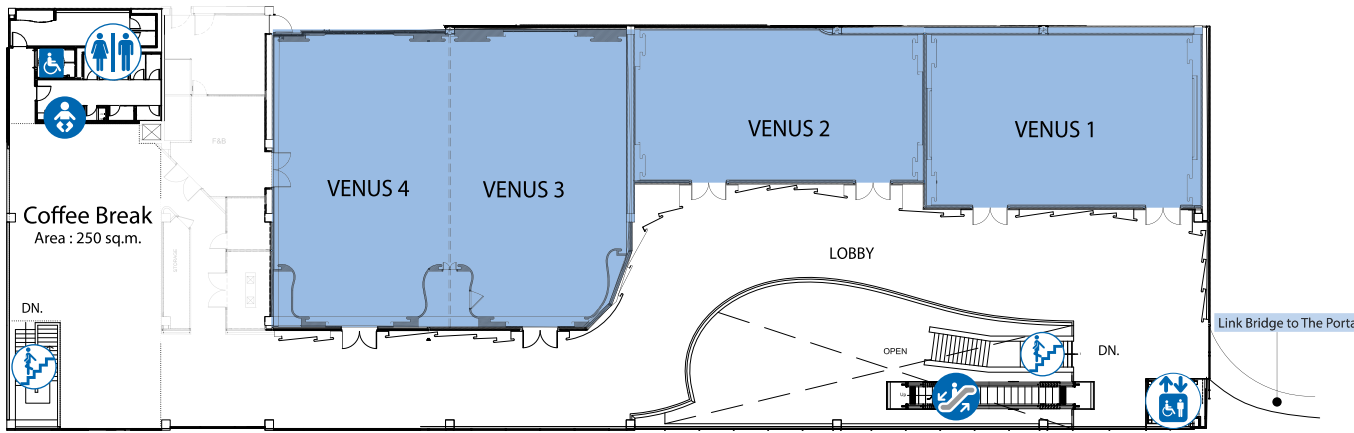
Facilities	Approximate Floor Area (sq.m.)	Approximate Floor Area (sq.ft.)	Approximate Dimension (WxLxH) m.	Approximate Dimension (WxLxH) ft.	Suggested Room Capacities		
					Theatre	Banquet	Classroom
Phoenix 1	193	2,077	9.66x20x4	32x65.6x14	132	60	90
Phoenix 2	193	2,077	9.66x20x4.5	32x65.6x15	132	60	90
Phoenix 3	185	1,991	9.66x20x6	30x65.6x20	132	60	90
Phoenix 4	185	1,991	9.25x20x4.5	30x65.6x15	132	60	90
Phoenix 5	185	1,991	9.25x20x4	30x65.6x14	132	60	90
Phoenix 6	185	1,991	9.25x20x4	30x65.6x14	132	60	90
Phoenix 1 to 6	1,126	12,120	56.32x20x4-6	184x65.6x14-20	1,104	540	540



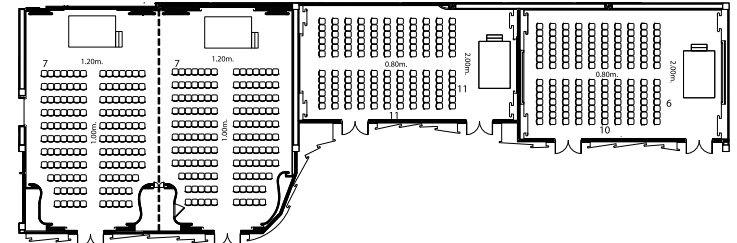
## Exhibition Hall 5-8 Level 2

Facilities	Approximate Floor Area (sq.m.)	Approximate Floor Area (sq.ft.)	Approximate Dimension (WxLxH) m.	Approximate Dimension (WxLxH) ft.	Suggested Room Capacities		
					Theatre	Banquet	Classroom
Room 501,601,801	95	1,022	4.5x21x2.5	14.7x69x8.2	95	60	60
Room 502,602,802	95	1,022	4.5x21x2.5	14.7x69x8.2	95	60	60
Room 503,603,703	65	700	7x9.3x2.55	23x30.5x8.3	65	50	45
Room 504,604,704	65	700	7x9.3x2.55	23x30.5x8.3	65	50	45
Room Foyer	350	3,767	6.5x54x2.5	21.3x177x8.2	-	-	-





SIZE : 2.4x3.6 m.  
Standard Stage  
2 m.



THEATRE

CLASSROOM

BANQUET

THEATRE

## Venus 1-4

Facilities	Approximate Floor Area (sq.m.)	Approximate Floor Area (sq.ft.)	Approximate Dimension (WxLxH) m.	Approximate Dimension (WxLxH) ft.	Suggested Room Capacities		
					Theatre	Banquet	Classroom
Venus 1	149	1,603	9x15x5	32x49x16	140	90	84
Venus 2	140	1,506	8x16x3	27x54x12	132	80	72
Venus 3	160	1,722	10x17x3	33x56x11	144	80	84
Venus 4	160	1,722	10x16x4	33x55x13	144	80	84
Venus 3-4	322	3,466	16x20x3	55x66x11	314	168	160

## Hall 5-8

### General and Technical Specification

Dimension	240.00 x 84.00 x 24.50/12.00 - 16.00 m. (L x W x H) 787.40 x 275.59 x 80.38/39.37 - 52.49 ft. (L x W x H)
Gross Useable Space Exhibition Space Lobby	20,000 sq.m. (215,278.20 ft.) 4,200 sq.m. (45,208.42 ft.)
Floor Material of Exhibition Space	Concrete sealed material (hardened concrete)
Floor Loading Capacity Exhibition Space Lobby	2,000 kg./sqm. 600 kg./sqm.
Ceiling Material	Rockwool insulation and exposed steel structure
Ceiling Loading Capacity	2,000 kg./40 sq.m.
Freight Door	4 sets at service area each measuring 10.00 x 4.65 m. (W x H), 32.80 x 15.25 ft. (W x H)
Entrance and Exit	20 double doors at the front 2.10 x 2.50 m. (W x H), 6.88 x 8.20 ft. (W x H) 8 Double doors at the back 2.10 x 2.00 m. (W x H), 6.88 x 6.56 ft. (W x H)
Restroom	17 male restrooms, 17 female restrooms, 13 disabled persons and 2 private restrooms

### Organizer Room/Service Room

Organizer Room	L5,L6A,L6B,L7,L8,G1,G2,G3								
Meeting Room	Venus 1-4, Amber 1-3   Room 501-504 ,Room 601-604,Room703-704,Room801-802								
Service Room	<table border="0"> <tr> <td>First Aid</td> <td>Kids' Corner</td> </tr> <tr> <td>IMPACT Information Center</td> <td>Luggage Room</td> </tr> <tr> <td>Information Counter</td> <td>Prayer Room</td> </tr> <tr> <td></td> <td>VIP 501,502,601,801,802</td> </tr> </table>	First Aid	Kids' Corner	IMPACT Information Center	Luggage Room	Information Counter	Prayer Room		VIP 501,502,601,801,802
First Aid	Kids' Corner								
IMPACT Information Center	Luggage Room								
Information Counter	Prayer Room								
	VIP 501,502,601,801,802								

# Hall 5-8

## Mechanical and Electrical Specification

Main Feeder	Energize high voltage 24 kilovolts 2 feeders (power distribution through meter 4,500 Amps 24,000 volts/feeder) by Metropolitan Electricity Authority
Electrical Loading	Dry-type transformers: 6,400 kilovolt-Amps (6.40 megavolt-Amps)
Generator	Capacity 2 x 1,250 kilovolt-Amps (2 x 2,000 Amps 3 phases) supply power to emergency light connected circuit through automatic transfer switch, supply 30% of light illuminance
Floor Pit	<p>Total power load for booths is 6,400 Amps 3 phases</p> <ul style="list-style-type: none"> <li>• 253 floor pits total. Each is at every 6.00 x 6.00 m. (19.68 x 19.68 ft.) on the grid <ul style="list-style-type: none"> <li>759 Units of 32 Amps 1 phase</li> <li>253 Units of 32 Amps 3 phases</li> <li>96 Units of 60 Amps 3 phases</li> <li>64 Units of 100 Amps 3 phases</li> <li>32 Units of 200 Amps 3 phases</li> </ul> </li> <li>• Standard power pit consists of 16 Amps 1 phase; 32 Amps 1 phase; 32 amps 3 phases each</li> <li>• Standard telephone pit consists of 4/C and 0.50 millimeter each</li> <li>• Standard cold water and drainage pit (Each consist of control valve Ø½" and drain pipe Ø3")</li> </ul>
Air Conditioning System Exhibition Area Lobby	<p>Water-cooled chilled water air conditioning system with maximum cooling capacity 2,250 tons of refrigeration</p> <p>Packaged water-cooled air conditioning system with maximum cooling capacity 300 tons of refrigerators distribution of AHU</p>
Compressed Air	Available to all booths upon request
Water Supply	<p>Cold water tank 1,050 cubic meters (maximum of 1-day stand by)</p> <p>Pressure 40 – 60 pounds</p> <p>Direct connection available to all booths (Typical Booth Layout)</p>
Drainage Point	Direct connection available to all booths (Typical Booth Layout)
Lighting System	LED High Bay 240 watts , with 300 luxes average illuminance
Broadcasting and Communication	<p>Cat5E cable with RJ-45 modular jack</p> <p>Connected to data/voice equipment rack</p>
Ventilation	Maximum up to 16 centrifugal fans
Fire Protection System	Fire sprinkler system, fire hose cabinet, fire extinguisher and fire alarm bell with manual station



## Hall 5-8

### Mechanical and Electrical Specification

Amber 1-3	<ul style="list-style-type: none"><li>- Standard AV system</li><li>- 10 Inlet microphones/ AV input signal standard</li><li>- 2 x 150 watts, 12-Inch full range column speaker/room</li><li>- 8 x 30 watts, 6-Inch full range ceiling speaker/room</li><li>- Room recorder</li><li>- 2 x 3m. motorize front screen built - in</li><li>- Ceiling LCD projector</li><li>- Digital dimmer control</li></ul>
Venus 1-4	<ul style="list-style-type: none"><li>- Standard AV system</li><li>- Room recorder</li><li>- 2 x 3 m. Motorize front screen built - in</li><li>- Ceiling LCD projector</li><li>- Digital dimmer control</li></ul>
Security Hall 5-8	Surveillance system
PA System	<ul style="list-style-type: none"><li>- Paging and announcement system (Exhibition and Lobby Area)</li><li>- Emergency line support</li></ul>

## Hall 9-12

### General and Technical Specification

Dimension	223.80 x 121.00 x 16.00/10.00 m. (H x W x L) 734.30 x 397.00 x 52.50/32.80 ft. (H x W x L)
Gross Useable Space Hall 9-10 Hall 11-12 Total Area	13,539 sq.m. (145,732 sq.ft.) 13,539 sq.m. (145,732 sq.ft.) 27,078 sq.m.(291,464 sq.ft.)
Floor Material	Concrete sealed material (hardened concrete)
Floor Loading Capacity Exhibition Hall Loading Area Lobby Level 1	2,000 kg./sq.m. 2,000 kg./sq.m. 600 kg./sq.m.
Colum Grid	37.00 x 40.00 m. (121.36 x 131.20 ft.)
Ceiling Material	Rockwood insulation and exposed steel structure
Ceiling Lobby Capacity	450 kg./hanging point Total of 498 points
Freight Door	12 sets at service area each measuring 6 doors: 8.65 x 5.00 m. (W x H), 28.37 x 16.40 ft. (W x H) 2 doors: 6.00 x 5.00 m. (W x H), 19.68 x 16.40 ft. (W x H)
Exhibition Hall Entrance	16 double doors at the front 2.15 x 2.50 m. (W x H), 7.00 x 8.20 ft. (W x H) 4 double doors at the back 2.00 x 2.00 m. (W x H), 6.60 x 6.60 ft. (W x H)
Restroom	12 male restrooms, 12 female restrooms, and 12 disabled restroom

## Hall 9-12

### Mechanical and Electrical Specification

Main Feeder	Energize high voltage 24 Kilovolts 2 feeders (power distribution through meter 4,500 Amps 24,000 volts/feeder)
Electrical Loading	Dry-Type transformers: 13,900 Kilovolt-Amps (13.90 Megavolt-Amps)
Generator	Capacity 2 x 350 Kilovolt-Amps (2 x 600 Amps 3 Phases) supply power to emergency light connected circuit through automatic transfer switch, supply 30% of light illuminance
Distribution Board	Total electrical load for exhibition booth is 5,000 Amps 3 Phases Total number of set of distribution boards: 52 sets (26 sets at the front and 26 sets at the back)
Service Trench	26 Full-Length hall trenches at 9 meters spacing (allowing direct access to typical booth layout)
Air conditioning system	Packaged water-cooled air conditioning system with maximum cooling capacity 2,600 tons of refrigerators distribution of air handling unit Hall 9-10 (46 sets) 1,078 tons Hall 11-12 (48 sets) 1,078 tons
Compressed Air	Available to all booth upon request via service trenches
Water Supply	Cold water tank 500 cubic meters (maximum of 1-day standby) pressure 40-60 pounds direct connection available to 33% of all booths (typical booth layout)
Drainage point	Direct connection available to 33% of all booths (typical booth layout)
Lighting System	LED High Bay 420 watts , LED High Bay 180 watts , with 300 luxes average
Broadcasting and Communication	Cat5E cable with RJ-45 modular jack Connected to data/ voice equipment rack
Ventilation	Maximum up 4 air changes/hour 36 roof ventilation and 16 centrifugal fans
Fire Protection System	Fire sprinkler system, fire house cabinet, fire extinguisher and fire alarm bell with manual station
PA System	<ul style="list-style-type: none"> <li>- Paging and announcement system (Exhibition and Lobby Area)</li> <li>- Emergency line support</li> </ul>
Security	Surveillance system



# Hall 9-12

## Mechanical and Electrical Specification

Sound/ AV/ Lighting System Phoenix Room 1-6	<ul style="list-style-type: none"> <li>- Standard AV system</li> <li>- Room recorder</li> <li>- Digital dimmer control</li> </ul>
--	---




### Organizer Room/Service

Organizer Room	Room L9,L10,L11,L12 Room G4, G5
Meeting Room	Phoenix Room 1- 6 , Venus 1- 4
Service Room	Impact Common Space Information Counter

### Symbol

										
Fire Hydrant	Fire Department Connection	Pull Alarm	Elevator	Information counter	Disabled Parking Area	Taxi Service	Telephone	Prayer Room	Toilet	Men Toilet
										
Fire Extinguisher & Fire Hose	Fire Extinguisher	Fire Exit	Staircase	Escalator	Ambulance Parking Area	Retail Shop	Restaurant	Disabled Toilet	Baby Changing	Female Toilet

# Dimension & Capacity Chart

Facility	Approximate Floor Area (sq.m.)	Approximate Floor Area (sq.ft.)	Approximate Dimension (W x L x H) m.	Approximate Dimension (W x L x H) ft.	Suggested Room Capacities			
					 Theatre	 Banquet	 Classroom	Standard Booth 3m. x 3m.
IMPACT Exhibition Center								
Exhibition Hall 5 to12	47,000	505,800	-	-	41,600	33,200	36,800	2,584
Exhibition Hall 5	5,000	53,000	60x84x21	197x275x69	4,400	3,500	3,900	267
Exhibition Hall 6	5,000	53,000	60x84x21	197x275x69	4,400	3,500	3,900	289
Exhibition Hall 7	5,000	53,000	60x84x21	197x275x69	4,400	3,500	3,900	289
Exhibition Hall 8	5,000	53,000	60x84x21	197x275x69	4,400	3,500	3,900	289
Exhibition Hall 9	6,750	72,650	56x120x10-16	184x394x33-53	6,000	4,800	5,300	354
Exhibition Hall 10	6,750	72,650	56x120x10-16	184x394x33-53	6,000	4,800	5,300	354
Exhibition Hall 11	6,750	72,650	56x120x10-16	184x394x33-53	6,000	4,800	5,300	354
Exhibition Hall 12	6,750	72,650	56x120x10-16	184x394x33-53	6,000	4,800	5,300	354
Lobby Hall 5	1,586	17,071	35x57x3	114x187x9	-	-	-	-
Lobby Hall 6	1,800	19,400	37x60x9-12	120x200x30-40	-	-	-	-
Lobby Hall 7	800	8,600	13x60x4	43x200x13	-	-	-	-
Lobby Hall 8	800	9,150	13x60x4	43x210x13	-	-	-	-
Lobby Hall 9 to10	1,830	19,375	11x116x3	36x380x10	-	-	-	-
Lobby Hall 11to12	1,440	13,993	11x74x3	36x243x10	-	-	-	-
Venus 1	149	1,603	9x15x5	32x49x16	140	90	84	-
Venus 2	140	1,506	8x16x3	27x54x12	132	80	72	-
Venus 3	160	1,722	10x17x3	33x56x11	144	80	84	-
Venus 4	160	1,722	10x16x4	33x55x13	144	80	84	-
Venus 3-4	322	3,466	16x20x3	55x66x11	314	168	160	-
Amber 1	355	3,821	16x21x4.5	53x71x14.8	312	160	162	-
Amber 2	290	3,121	16x17x4	55x55x13	274	120	150	-
Amber 3	302	3,250	16x17x4	55x57x13	274	120	150	-
Amber 2-3	592	6,372	16x35x4	55x117x13	594	300	294	-
Phoenix 1	193	2,077	9.66x20x4.3	32x65.6x14	132	60	90	-
Phoenix 2	193	2,077	9.66x20x4.3	32x65.6x15	132	60	90	-
Phoenix 3	185	1,991	9.25x20x6.1	30x65.6x20	132	60	90	-
Phoenix 4	185	1,991	9.25x20x4.7	30x65.6x15	132	60	90	-
Phoenix 5	185	1,991	9.25x20x4.3	30x65.6x14	132	60	90	-
Phoenix 6	185	1,991	9.25x20x4.3	30x65.6x14	132	60	90	-
Phoenix 1 to 6	1,126	12,120	56.32x20x4.3-6.1	184X65.6x14-20	1,104	540	540	-

@ = per room





THE PREFERRED  
DESTINATION  
IN THAILAND FOR  
IMPACTFUL EVENTS

IMPACT EXHIBITION MANAGEMENT CO., LTD.  
10th Fl., Bangkok Land Building 47/569-576  
Popular 3 Road, Banmai Sub-district,  
Pakkred District, Nonthaburi 11120  
GREATER BANGKOK, THAILAND.

