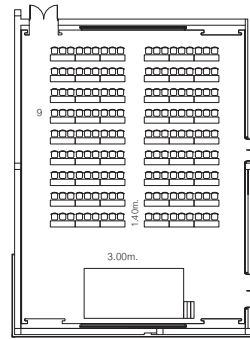


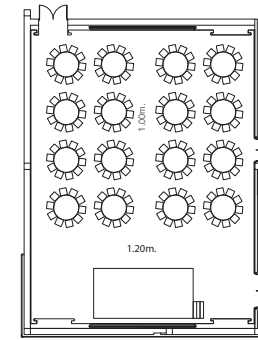
SINE:3.6x7.20m.

Standand Stage

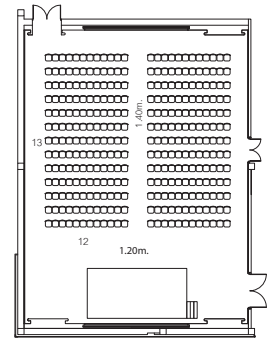
3 m.



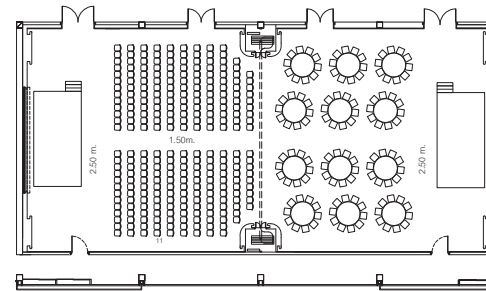
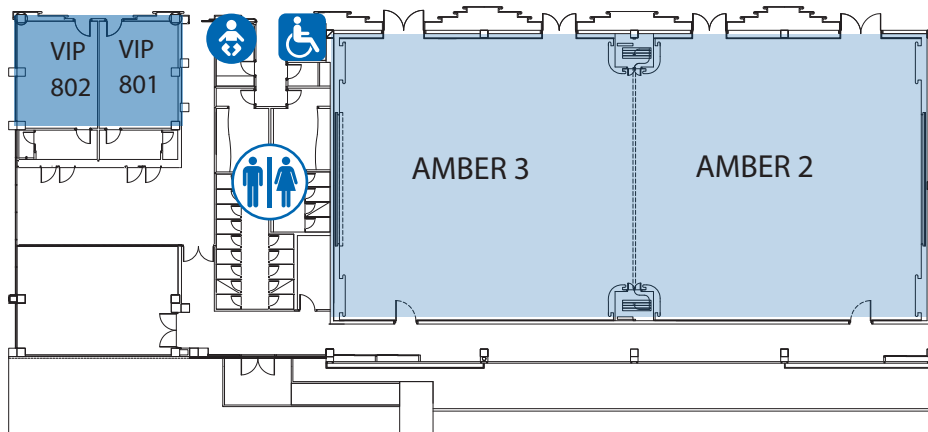
CLASSROOM



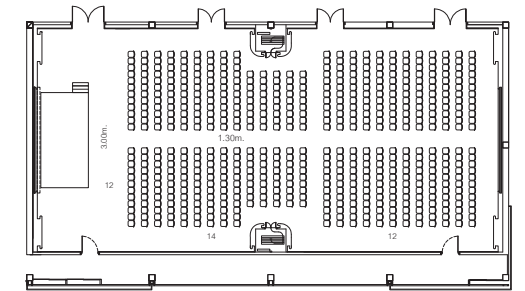
BANQUET



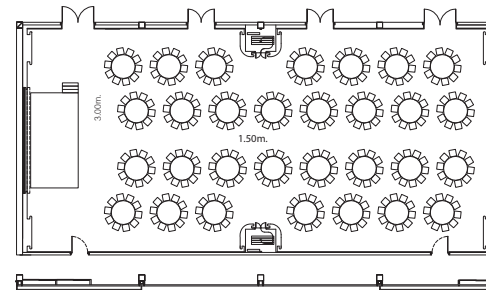
THEATRE



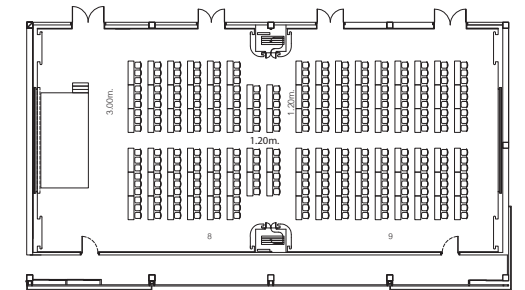
THEATRE BANQUET



THEATRE



BANQUET



CLASSROOM

### Amber 1-3

Facilities	Approximate Floor Area (sq.m.)	Approximate Floor Area (sq.ft.)	Approximate Dimension (WxLxH)m.	Approximate Dimension (WxLxH)ft.	Suggested Room Capacities		
					Theatre	Banquet	Classroom
Amber 1	355	3,821	16x21x4.5	53x71x14.8	312	160	162
Amber 2	290	3,121	16x17x4	55x55x13	274	120	150
Amber 3	302	3,250	16x17x4	55x57x13	274	120	150
Amber 2-3	592	6,372	16x35x4	55x117x13	594	300	294