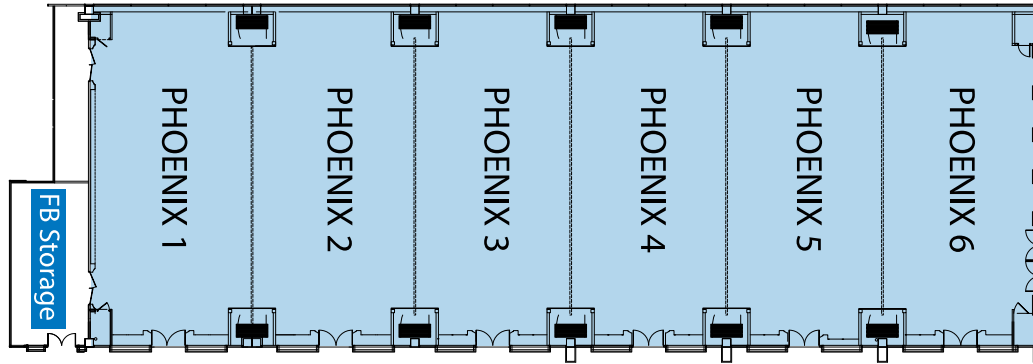
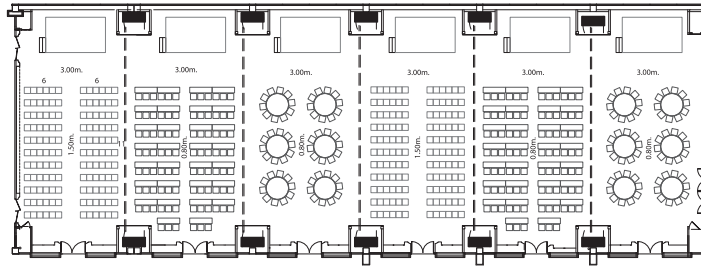


Drop Off Hall 9-12

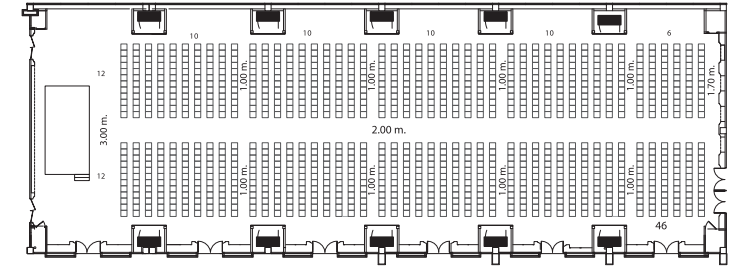


Lobby Hall 10

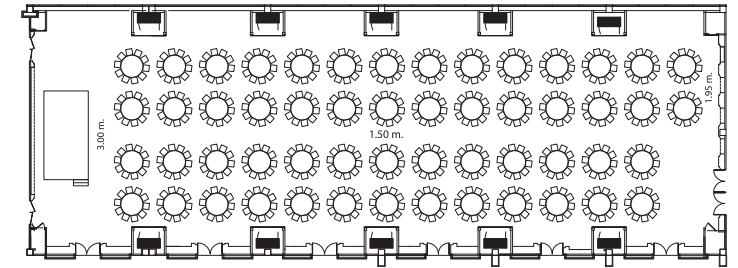


THEATRE / BANQUET / CLASSROOM

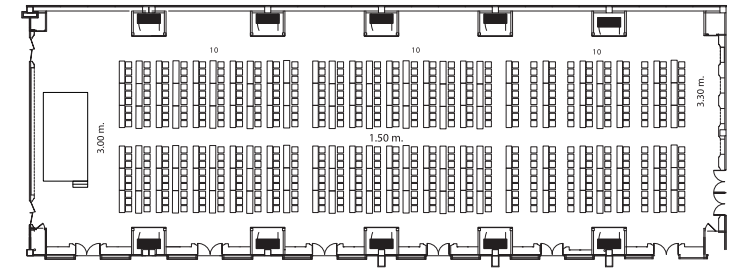
Lobby Hall 12



THEATRE



BANQUET



CLASSROOM

Phoenix 1-6

Facilities	Approximate Floor Area (sq.m.)	Approximate Floor Area (sq.ft.)	Approximate Dimension (WxLxH) m.	Approximate Dimension (WxLxH) ft.	Suggested Room Capacities		
					Theatre	Banquet	Classroom
Phoenix 1	193	2,077	9.66x20x4	32x65.6x14	132	60	90
Phoenix 2	193	2,077	9.66x20x4.5	32x65.6x15	132	60	90
Phoenix 3	185	1,991	9.66x20x6	30x65.6x20	132	60	90
Phoenix 4	185	1,991	9.25x20x4.5	30x65.6x15	132	60	90
Phoenix 5	185	1,991	9.25x20x4	30x65.6x14	132	60	90
Phoenix 6	185	1,991	9.25x20x4	30x65.6x14	132	60	90
Phoenix 1 to 6	1,126	12,120	56.32x20x4-6	184x65.6x14-20	1,104	540	540

SIZE : 3.6 X 7.2 m.

Standard Stage

3 m.