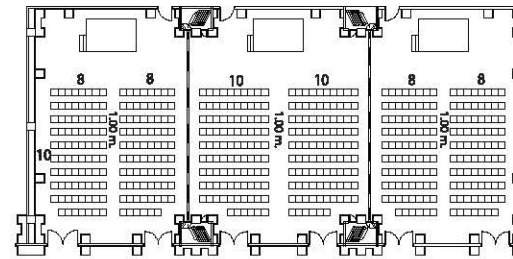


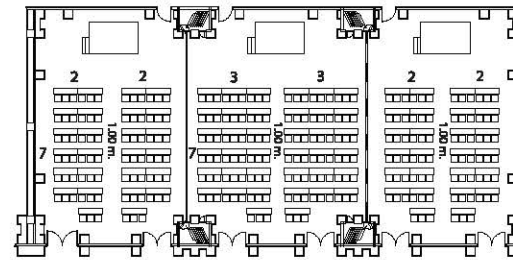
■ Display Area (W x L x H)
 No. 11-13 : size 2x2.5x3 m. at Foyer Jupiter Rooms

Jupiter 11,12,13

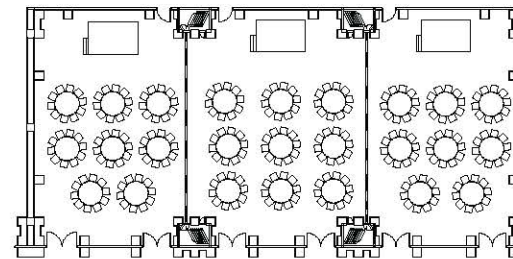
Facility	Approximate Floor Area (sq.m.)	Approximate Floor Area (sq.ft.)	Approximate Dimension (W x L x H) m.	Approximate Dimension (W x L x H) ft.	Suggested Room Capacities		
					Theatre	Banquet	Classroom
Jupiter 11	202	662.87	11.40 x 17.8 x 4.65/3.7	37.4 x 58.39 x 15.25/12.13	157	80	78
Jupiter 12	234	767.85	13.20 x 17.8 x 4.65/3.7	43.3 x 58.39 x 15.25/12.13	192	90	114
Jupiter 13	202	662.87	11.40 x 17.8 x 4.65/3.7	37.4 x 58.39 x 15.25/12.13	157	80	78
Jupiter 11 to 13	638	2,093.21	36 x 17.8 x 4.65/3.7	117.61 x 58.39 x 15.25/12.13	520	280	306



THEATRE

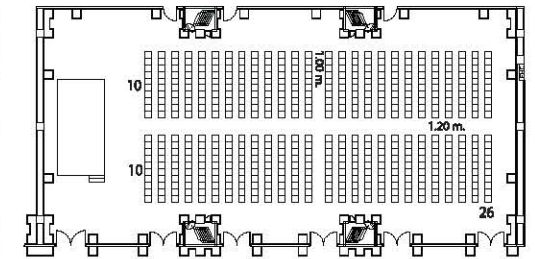


CLASSROOM

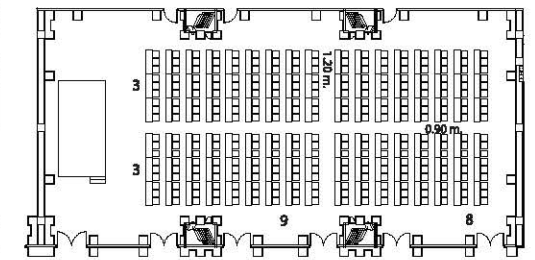


BANQUET

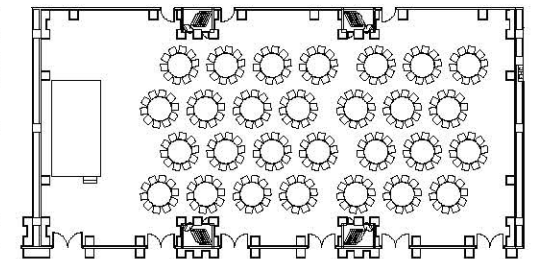
SIZE : 2.4 X 3.6 m.



THEATRE



CLASSROOM



BANQUET

SIZE : 3.6 X 7.2 m.

