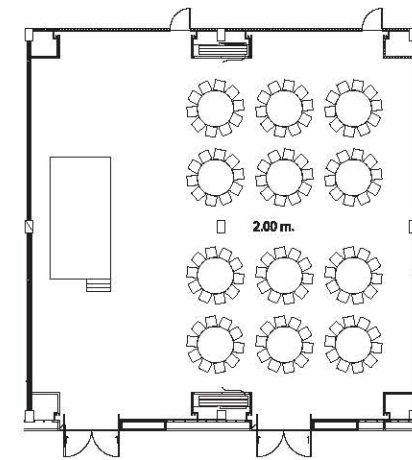


THEATRE

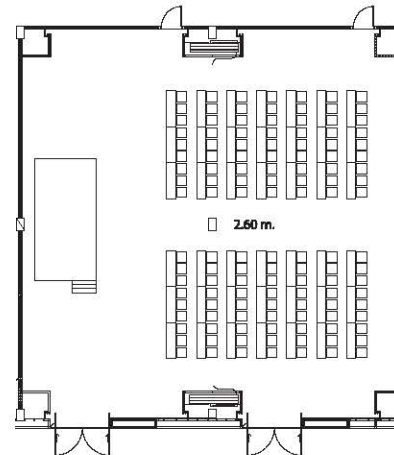


BANQUET

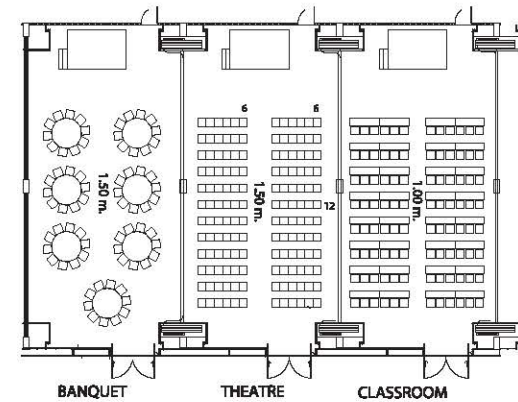
SIZE : 2.40x4.80 m.

Standard Stage

3 m.



CLASSROOM



BANQUET

THEATRE

CLASSROOM

SIZE : 2.40x3.60 m.

Standard Stage

3 m.

■ Display Area (W x L x H)

F	9.6x9.6x3 m.
No. 111-112	2.5x2.5x3 m.

Sapphire 111 to 112 (Level 1)

Facilities	Approximate Floor Area (sq. m.)	Approximate Floor Area (sq. ft.)	Approximate Dimension (WxLxH) m.	Approximate Dimension (WxLxH) ft.	Suggested Room Capacities		
					Theatre	Banquet	Classroom
Sapphire 111,112	@185	@1,994	@9.5x19.5x3.8	@31.2x64x12.5	@144	@70	@96
Sapphire 111 to 112	371	3,988	19x19.5x3.8	62.3x64x12.5	264	120	150