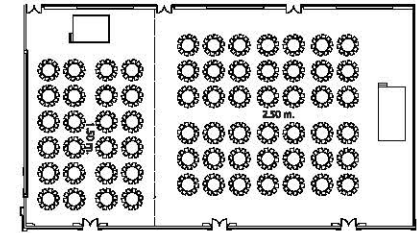
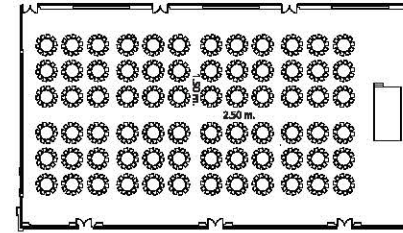
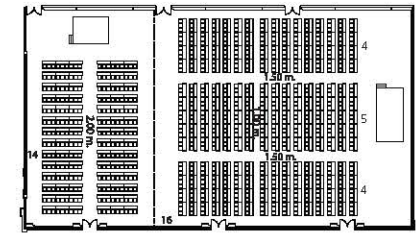
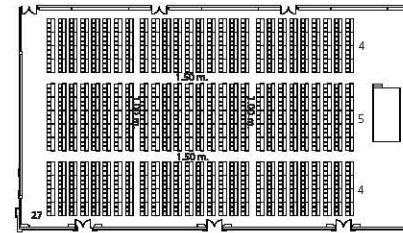


THEATRE



BANQUET



CLASSROOM

Display Area (W x L x H)

E	264 sq. m.
F	9x19x3 = 171 sq.m.

SIZE : 3.60X 7.20 m.



SIZE : 3.60X 4.80 m.  
SIZE : 3.60X 7.20 m.



## Sapphire 204,205,206 (Level 2)

Facilities	Approximate Floor Area (sq. m.)	Approximate Floor Area (sq. ft.)	Approximate Dimension (WxLxH) m.	Approximate Dimension (WxLxH) ft.	Suggested Room Capacities		
					Theatre	Banquet	Classroom
Sapphire 204	507	5,457.3	17x30x5	55.8x98.4x164	480	240	252
Sapphire 205	507	5,457.3	17x30x5	55.8x98.4x164	480	240	252
Sapphire 206	507	5,457.3	17x30x5	55.8x98.4x164	480	240	252
Sapphire 204 to 206	1,521	16,371.9	51x30x5	167.3x98.4x16.4	1,804	660	1,053
Sapphire 204/205 to 206	1,521	16,371.9	51x30x5	167.3x98.4x16.4	480/1,080	240/420	252/624
Sapphire Foyer 204 to 206	239	2,572	4.60x52.00x4.00	15x170x13	-	-	-